

Appendix S

Rate Study

This page was intentionally left blank.

This page was intentionally left blank.



City of Bonney Lake 2018 Utility Rate Update August 28, 2018

Presented By: Chris Gonzalez, Project Manager



Overview

- ◆ **Background – Historical Rate Increases**
- ◆ **Revenue Requirement Analysis:**
 - Overview
 - Policy Targets/Assumptions
 - Findings
 - Sample Bill Forecast
- ◆ **Questions/Discussion**



Historical Water Rate Increases

Date	Rate Adjustment	Notes
1/1/18	+3.0%	CPI adjustment
7/1/17	+9.0%	Per 2017 rate study
1/1/17	+2.4%	CPI adjustment
1/1/16	+1.201%	CPI adjustment
1/1/15	+2.087%	CPI adjustment
1/1/14	+0.059%	CPI adjustment
1/1/13	+2.3057%	CPI adjustment
7/1/12	-19.2%	Decreased to offset sewer rate increase
1/1/12	+2.305%	CPI adjustment
1/1/11	+3.813%	CPI adjustment
9/1/10	+3.62%	\$0.56 increase in monthly base rate
1/1/10	+0.430%	CPI adjustment
1/1/09	+0.160%	First year of CPI adjustments

- ◆ **City began automated CPI adjustments in 2009, effective most years since**
 - Additional increase to base rate in mid-2010
 - Rate decrease in mid-2012 to offset proposed sewer rate increases
 - 2018 rates reflect a net increase of 1.3% over 2011 rates



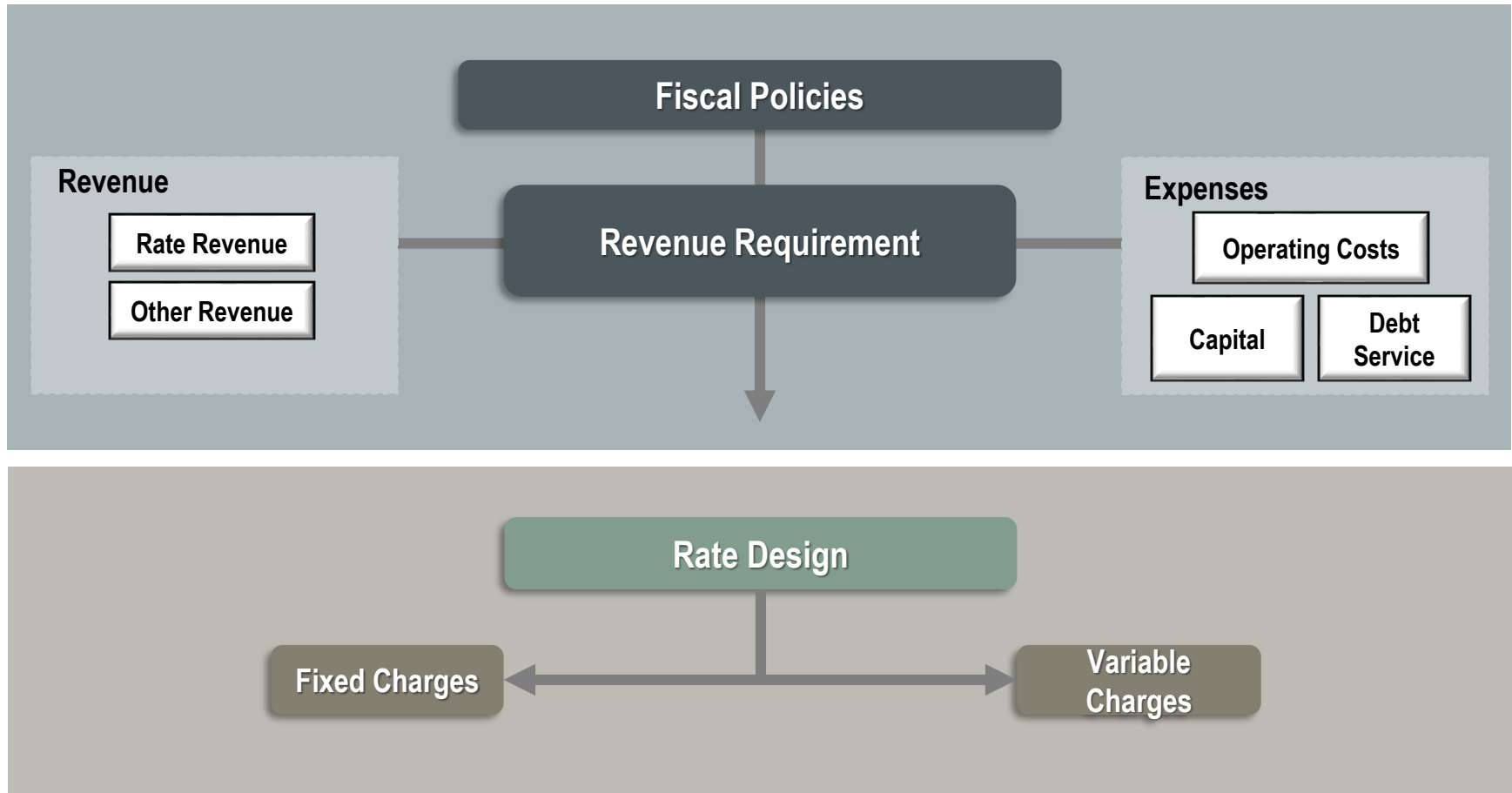
Historical Sewer Rate Increases

Date	Rate Adjustment	Notes
1/1/18	+3.0%	CPI adjustment
7/1/17	+9.0%	Per 2017 rate study
1/1/17	+2.4%	CPI adjustment
1/1/16	+1.201%	CPI adjustment
7/1/15	+10.0%	Per 2009 rate study
1/1/15	+2.087%	CPI adjustment
7/1/14	+10.0%	Per 2009 rate study
1/1/14	+0.059%	CPI adjustment
7/1/13	+10.0%	Per 2009 rate study
1/1/13	+2.3057%	CPI adjustment
7/1/12	+14.2%	Per 2009 rate study
1/1/12	+2.305%	CPI adjustment
1/1/11	+3.813%	CPI adjustment
9/1/10	+3.62%	Per 2009 rate study
1/1/10	+0.430%	CPI adjustment
1/1/09	+0.160%	First year of CPI adjustments

- ◆ 2009 rate study recommended a series of rate increases to cover anticipated operating and capital needs
- ◆ Council opted to implement CPI adjustments in Jan 2011 and Jan 2012, deferring larger increases until mid-2012



Overview of Utility Rate Study Process





Utility Policy Assumptions

	Purpose	Target
Operating Reserve	To provide sufficient cash flow to accommodate short-term revenue and expense cycles	8% of annual operating expenses <div> <div>Water</div> <div>\$517,000</div> </div> <div> <div>Sewer</div> <div>\$431,000</div> </div>
Capital Reserve	To provide a source of funding for emergency repairs, unanticipated capital, and project cost overruns	1% of original asset cost <div> <div>Water</div> <div>\$738,000</div> </div> <div> <div>Sewer</div> <div>\$773,000</div> </div>
System Reinvestment	To preserve system integrity through ongoing reinvestment	Annual depreciation expense (phased in) <div> <div>Water</div> <div>Initial \$750,000</div> <div>Goal Amount \$1,730,000</div> </div> <div> <div>Sewer</div> <div>\$525,000</div> <div>\$1,521,000</div> </div>
Debt Service Coverage	To comply with existing debt covenants and maintain creditworthiness for future debt issuance	$1.25 \times$ annual revenue bond debt service

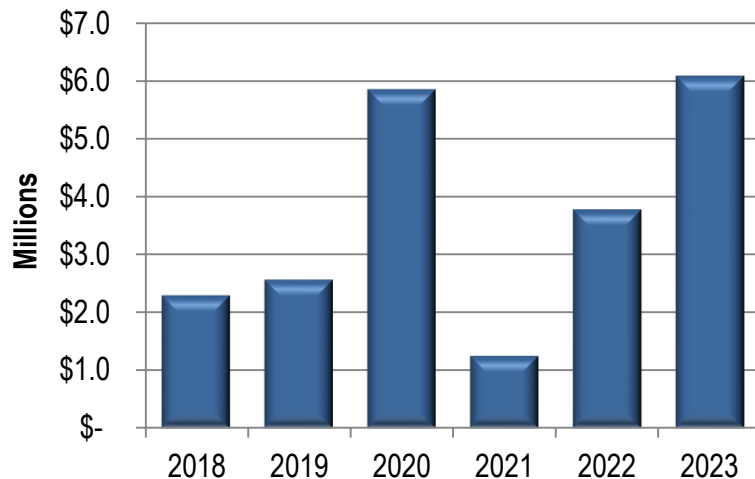
Operating Forecast

Operating Revenue Projections	Operating Expense Projections
<ul style="list-style-type: none">◆ Assumed customer growth of 1.0% per year (\approx 145 new equivalent units)◆ Rate revenue:<ul style="list-style-type: none">— Based on 2017 actual plus growth◆ Other operating revenue:<ul style="list-style-type: none">— Based on 2017-2018 Budget— Customer-related fees assumed to increase with growth	<ul style="list-style-type: none">◆ Assumed annual cost inflation:<ul style="list-style-type: none">— General: 2.0%— Labor: 3.0%— Construction: 3.0%— Benefits: 5.0%◆ Operating expenses generally projected based on 2017-2018 Budget; escalated<ul style="list-style-type: none">— Staffing adjustments: 4 new FTEs<ul style="list-style-type: none">• Cost per FTE: \$82,000• Water: 3 FTEs (2019 – 2020)• Sewer: 1 FTE (2019)— Taxes calculated on projected revenues



Capital Needs Forecast – Water

Capital Costs by Year



Capital Funding Strategy



◆ **\$21,857,000 in capital projects from 2018 – 2023**

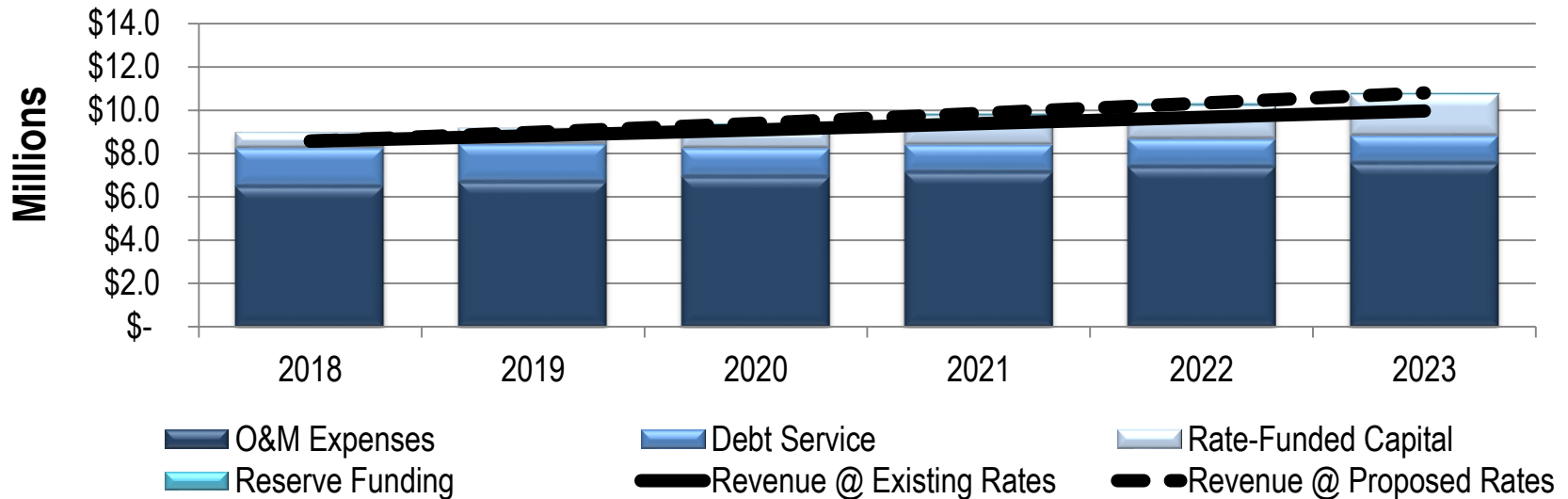
- Storage: \$11,264,000
- Supply: \$2,569,000
- Trans.& Dist.: \$4,454,000
- Meters: \$2,380,000
- PW Center: \$750,000*
- Other: \$440,000

**Excludes cost already funded by 2016 Bonds*

◆ **Cash resources are expected to cover projected capital costs**



Water Revenue Requirement Forecast

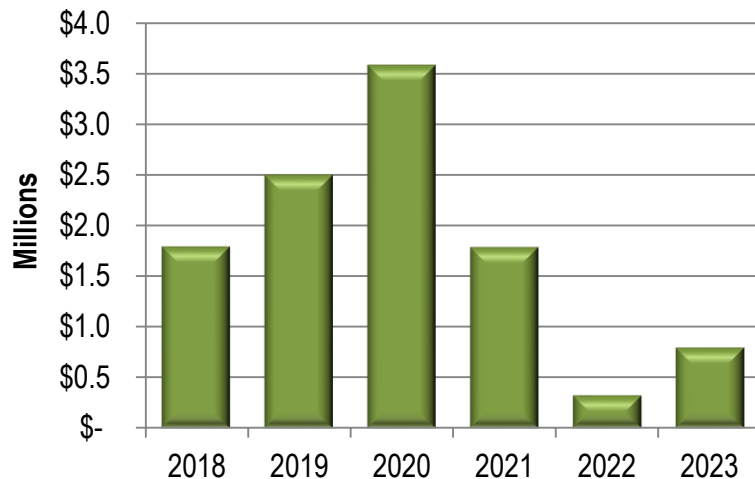


	Existing 2018	Proposed 2019	Projected			
		2020	2021	2022	2023	
Projected CPI Adjustments		2.0%	2.0%	2.0%	2.0%	2.0%
Additional Rate Increases		2.0%	2.0%	2.0%	2.0%	2.0%
Total Annual Rate Adjustment		4.0%	4.0%	4.0%	4.0%	4.0%
Monthly Residential Bill @ 7 ccf	\$26.98	\$28.08	\$29.21	\$30.37	\$31.56	\$32.85
Change From Prior Year		+\$1.10	+\$1.13	+\$1.16	+\$1.19	+\$1.29



Capital Needs Forecast – Sewer

Capital Costs by Year



Capital Funding Strategy



◆ **\$10,795,000 in capital projects from 2018 – 2023**

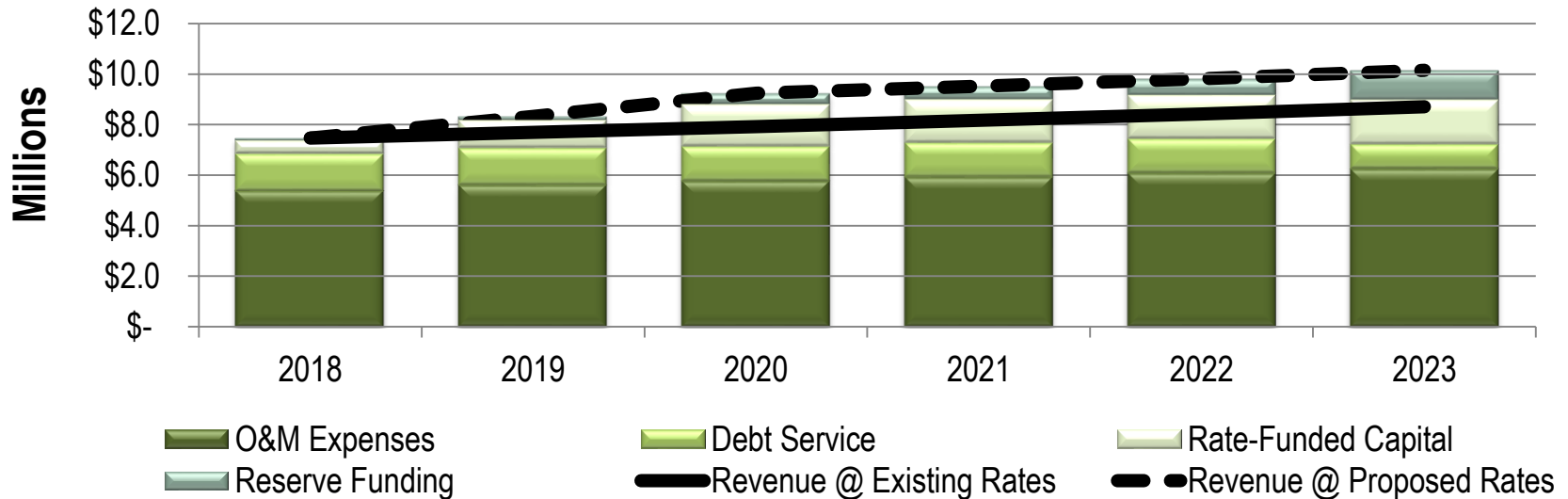
- Collection: \$3,478,000
 - Lift Stations: \$3,002,000
 - Treatment: \$1,844,000
 - SCADA/Other: \$1,946,000
 - PW Center: \$525,000*
- *Excludes cost already funded by 2016 Bonds*

◆ **“Baseline” scenario assumes “pay-as-you-go” (cash) funding**

- Excludes \$16.0 million Cedarview project (not included above)



Sewer Revenue Requirement Forecast



	Existing 2018	Proposed 2019	Projected			
		2020	2021	2022	2023	
Projected CPI Adjustments		2.0%	2.0%	2.0%	2.0%	2.0%
Additional Rate Increases		9.5%	9.0%	0.0%	0.0%	0.0%
Annual Rate Adjustment		11.5%	11.0%	2.0%	2.0%	2.0%
Monthly Residential Bill @ 7 ccf	\$90.26	\$100.64	\$111.71	\$113.96	\$116.24	\$118.56
Change From Prior Year		+\$10.38	+\$11.07	+\$2.25	+\$2.28	+\$2.32



Sewer Revenue Requirement Scenarios

	Existing 2018	Proposed 2019	<u>Projected</u>			
			2020	2021	2022	2023
Baseline: Without Cedarview, Cash Only						
Annual Rate Adjustment (Above CPI)		9.5%	9.0%	0.0%	0.0%	0.0%
Monthly Residential Bill @ 7 ccf	\$90.26	\$100.64	\$111.71	\$113.96	\$116.24	\$118.56
Change From Prior Year		+\$10.38	+\$11.07	+\$2.25	+\$2.28	+\$2.32
Alt. A: Without Cedarview, Cash & Debt ¹						
Annual Rate Adjustment (Above CPI)		3.0%	3.0%	3.0%	2.0%	0.0%
Monthly Residential Bill @ 7 ccf	\$90.26	\$94.80	\$99.57	\$104.57	\$108.74	\$110.88
Change From Prior Year		+\$4.54	+\$4.77	+\$5.00	+\$4.17	+\$2.14
Alt. B: With Cedarview, Cash Only						
Annual Rate Adjustment (Above CPI)		15.0%	15.0%	14.0%	14.0%	0.0%
Monthly Residential Bill @ 7 ccf	\$90.26	\$105.57	\$123.54	\$143.33	\$166.23	\$169.52
Change From Prior Year		+\$15.31	+\$17.97	+\$19.79	+\$22.90	+\$3.29
Alt. C: With Cedarview, Cash & Debt ²						
Annual Rate Adjustment (Above CPI)		6.5%	6.5%	6.5%	6.0%	5.0%
Monthly Residential Bill @ 7 ccf	\$90.26	\$97.91	\$106.23	\$115.25	\$124.47	\$133.20
Change From Prior Year		+\$7.65	+\$8.32	+\$9.02	+\$9.22	+\$8.73

¹Assumes \$3.2m loan (15-year @ 3.4%) in 2019

²Assumes \$3.2m loan in 2019 (15-year @ 3.4%), plus \$10.4m bond in 2021 (20-year @ 4.5%)

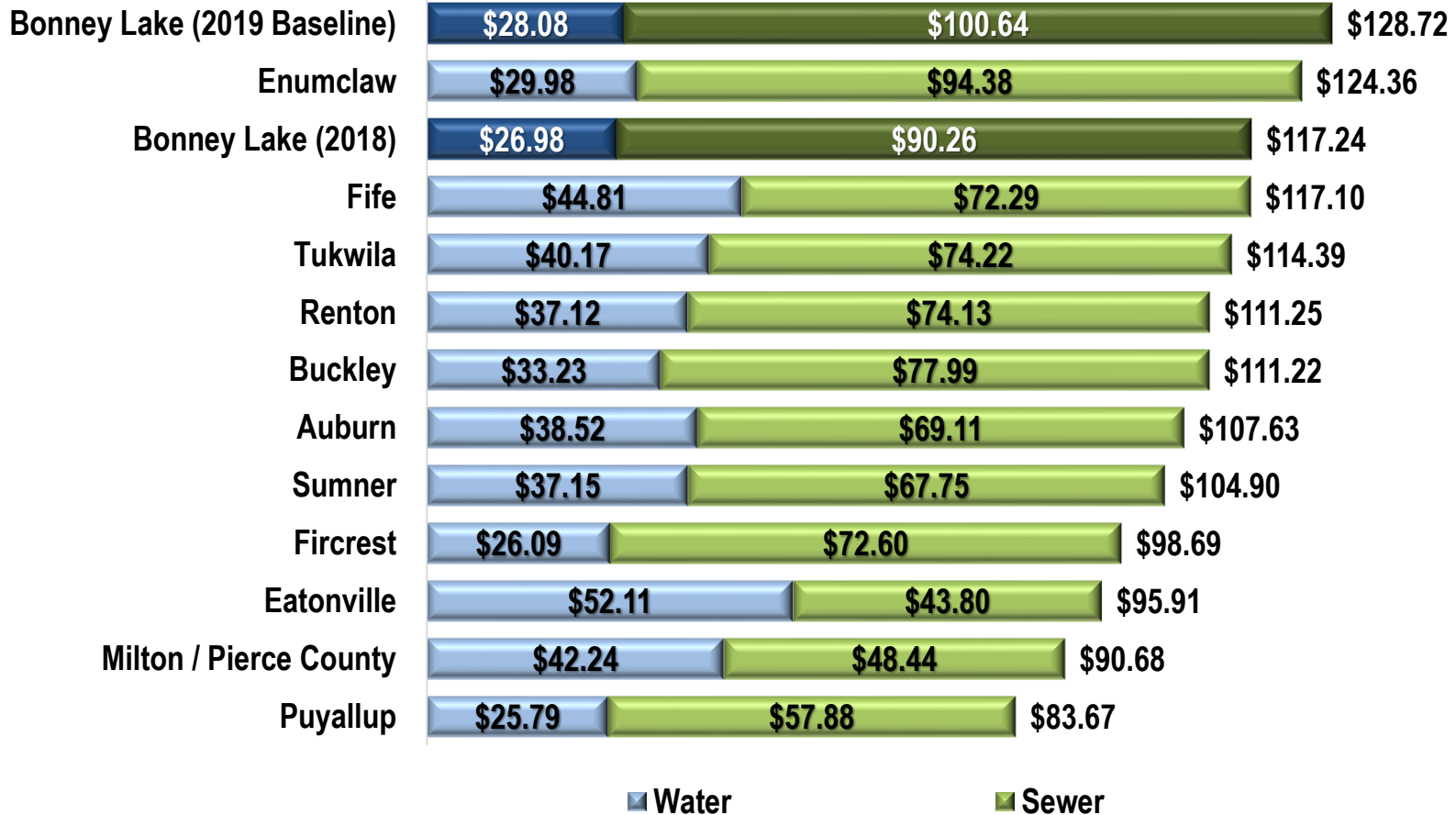


Residential Bill Forecast Summary

	<u>Existing</u> 2018	<u>Proposed</u> 2019	<u>Projected</u>			
			2020	2021	2022	2023
Baseline: Without Cedarview, Cash Only						
Combined Water/Sewer Bill @ 7 ccf	\$117.24	\$128.72	\$140.92	\$144.33	\$147.80	\$151.41
Change From Prior Year		+\$11.48	+\$12.20	+\$3.41	+\$3.47	+\$3.61
Percent Change From Prior Year		+9.8%	+9.5%	+2.4%	+2.4%	+2.4%
Alt. A: Without Cedarview, Cash & Debt						
Combined Water/Sewer Bill @ 7 ccf	\$117.24	\$122.88	\$128.78	\$134.94	\$140.30	\$143.73
Change From Prior Year		+\$5.64	+\$5.90	+\$6.16	+\$5.36	+\$3.43
Percent Change From Prior Year		+4.8%	+4.8%	+4.8%	+4.0%	+2.4%
Alt. B: With Cedarview, Cash Only						
Combined Water/Sewer Bill @ 7 ccf	\$117.24	\$133.65	\$152.75	\$173.70	\$197.79	\$202.37
Change From Prior Year		+\$16.41	+\$19.10	+\$20.95	+\$24.09	+\$4.58
Percent Change From Prior Year		+14.0%	+14.3%	+13.7%	+13.9%	+2.3%
Alt. C: With Cedarview, Cash & Debt						
Combined Water/Sewer Bill @ 7 ccf	\$117.24	\$125.99	\$135.44	\$145.62	\$156.03	\$166.05
Change From Prior Year		+\$8.75	+\$9.45	+\$10.18	+\$10.41	+\$10.02
Percent Change From Prior Year		+7.5%	+7.5%	+7.5%	+7.1%	+6.4%



Monthly Residential Bill Comparison (@ 7 ccf)





Next Steps

- ◆ **Council Direction**
 - Rate Increases
 - Implementation Date
- ◆ **Prepare Water/Sewer System Plan Financial Chapters**



Questions / Discussion



Chris Gonzalez

Project Manager
chrisg@fcsgroup.com

Contact FCS GROUP:
(425) 867-1802
www.fcsgroup.com

ORDINANCE NO. 1606

AN ORDINANCE OF THE CITY COUNCIL OF THE CITY OF BONNEY LAKE, PIERCE COUNTY, WASHINGTON, AMENDING CHAPTER 13.04 OF THE BONNEY LAKE MUNICIPAL CODE AND THE CORRESPONDING PORTIONS OF ORDINANCE NOS. 692 AND 1277 RELATING TO ANNUAL WATER RATE ADJUSTMENTS.

WHEREAS, the City has recently completed updated comprehensive plans for the water and sewer systems; and

WHEREAS, the City has recently had a utility rate study completed by the Financial Consulting Services Group; and

WHEREAS, the Washington Department of Health, which has jurisdiction over public water systems, has imposed a number of system improvements as a condition to state approval of the City's Water Plan; and

WHEREAS, the City Council has determined that as a result of these comprehensive studies water rates need to be increased in order to assure consumers a continued safe and reliable water system;

NOW THEREFORE, THE CITY COUNCIL OF THE CITY OF BONNEY LAKE, WASHINGTON, DO ORDAIN AS FOLLOWS:

Section 1. BLMC Section 13.04.105 and corresponding portions of ordinance Nos. 692 and 1277 is hereby amended to read as follows:

13.04.105 Annual rate adjustment.

Effective January 1st of each year, beginning on January 1, 2019 through January 1, 2023, the water rates listed in BLMC 13.04.100 shall be adjusted upwards by eight and one-half percent (8.5%).


Effective January 1st of each year, beginning on January 1, 2009~~24~~, the water rates listed in BLMC 13.04.100 shall be adjusted by the annual change in the most recent Seattle-Bremerton-Tacoma Area Consumer Price Index (Urban Consumers) published by the U.S. Department of Labor.

Section 2. Severability. If any section, sentence, clause, or phrase of this ordinance should be held to be invalid or unconstitutional by a court of competent jurisdiction, such invalidity or unconstitutionality shall not affect the validity or constitutionality of any other section, sentence, clause, or phrase of this ordinance.

Section 3. The Mayor is hereby authorized to implement such administrative procedures as may be necessary to carry out the directions of this legislation.


Section 4. Effective Date. This ordinance shall take effect thirty (30) days after final passage. The adjusted water rates enacted by this ordinance shall be applied beginning January 1, 2019.

PASSED by the City Council and approved by the Mayor this 13th day of November, 2018.



Neil Johnson, Jr. Mayor

AUTHENTICATED:




Harwood T. Edvalson, City Clerk

Passed: 11/13/2018
Valid: 11/13/2018
Published: 11/21/2018
Effective Date: 12/13/2018
This Ordinance totals 2 page(s)

AB18-100

APPROVED AS TO FORM:



Kathleen Haggard, City Attorney

City of Bonney Lake, Washington
City Council Agenda Bill (AB)

Department/Staff Contact: Executive / John P. Vodopich, AICP	Meeting/Workshop Date: 13 November 2018	Agenda Bill Number: AB18-100
Agenda Item Type: Ordinance	Ordinance/Resolution Number: D18-100	Councilmember Sponsor:

Agenda Subject: Annual Water Rate Adjustments

Full Title/Motion: An Ordinance Of The City Council Of The City Of Bonney Lake, Pierce County, Washington, Amending Chapter 13.04 Of The Bonney Lake Municipal Code And The Corresponding Portions Of Ordinance Nos. 692 And 1277 Relating To Annual Water Rate Adjustments.

Administrative Recommendation: Approve

Background Summary: The FCS Group (FCSG) recently completed a comprehensive utility rate study for the City. The annual rate adjustments contained in the attached ordinance implement the recommendations of FCSG as to the water rates required to get the fund out of the red, maintain the integrity of the water system, meet the requirements of the Washington State Department of Health, and undertake the needed capital improvements identified in the recent update of the water comprehensive plan. The first annual adjustment would take effect January 1st, 2019.

Attachments: Ordinance D18-100

BUDGET INFORMATION

Budget Amount	Current Balance	Required Expenditure	Budget Balance	Fund Source
				<input type="checkbox"/> General
				<input checked="" type="checkbox"/> Utilities
				<input type="checkbox"/> Other

Budget Explanation: N/A

COMMITTEE, BOARD & COMMISSION REVIEW

Council Committee Review:	<i>Approvals:</i>	Yes	No
Date:	Chair/Councilmember	<input type="checkbox"/>	<input type="checkbox"/>
	Councilmember	<input type="checkbox"/>	<input type="checkbox"/>
	Councilmember	<input type="checkbox"/>	<input type="checkbox"/>
Forward to:	Consent Agenda:	<input type="checkbox"/> Yes	<input type="checkbox"/> No

Commission/Board Review:

Hearing Examiner Review:

COUNCIL ACTION

Workshop Date(s):	November 6, 2018	Public Hearing Date(s):
Meeting Date(s):	October 30, 2018	Tabled to Date:

APPROVALS

Director: JPV	Mayor: NJJ	Date Reviewed by City Attorney: (if applicable)
-------------------------	----------------------	---------------------------------------------------------------



Posted: November 16, 2018
Published: November 21, 2018

Public Notice

Notice of Ordinance Adoption

Ordinances adopted November 13, 2018:

AB18-109 – Ordinance 1605 - An Ordinance Of The City Council Of The City Of Bonney Lake, Pierce County, Washington, Enacting A New Chapter 3.52 Of The Bonney Lake Municipal Code Entitled "Drug Investigation Fund," Repealing Chapters 3.52 And 3.72, And Closing The Drug Enforcement Revolving And Forfeitures Funds.

AB18-100 – Ordinance 1606 – An Ordinance Of The City Council Of The City Of Bonney Lake, Pierce County, Washington, Amending Chapter 13.04 Of The Bonney Lake Municipal Code And The Corresponding Portions Of Ordinance Nos. 692 And 1277 Relating To Annual Water Rate Adjustments.

AB18-131 – Ordinance 1607 – An Ordinance Of The City Council Of The City Of Bonney Lake, Pierce County, Washington, Amending Chapter 13.12 Of The Bonney Lake Municipal Code And The Corresponding Portions Of Ordinance Nos. 1465 And 1577 Relating To Annual Sewer Rate Adjustments.

The full text of ordinances is available online at www.ci.bonney-lake.wa.us or upon request to the City Clerk.

- *Harwood T. Edvalson, City Clerk*

cc: Neil Johnson, Mayor
Members of the City Council
Department Heads
Newspapers

Posted: Justice & Municipal Center
Post Office
Bonney Lake Library
City Website

STATE OF WASHINGTON, COUNTY OF KING }
AFFIDAVIT OF PUBLICATION
PUBLIC NOTICE

Polly Shepherd, being first duly sworn on oath that she is the
Publisher of the

Courier Herald


a weekly newspaper, which newspaper is a legal newspaper of general
circulation and is now and has been for more than six months prior to the date
of publication hereinafter referred to, published in the English language
continuously as a weekly newspaper in King County, Washington. The
Courier Herald has been approved as a Legal Newspaper by order of
the Superior Court of the State of Washington for King County.

The notice in the exact form annexed was published in regular issues of
the Courier Herald (and not in supplement form) which was regularly
distributed to its subscribers during the below stated period. The annexed
notice, a:

Public Notice

was published on **November 21 , 2018** .

The full amount of the fee charged for said foregoing publication is the
sum of **\$54.18**



Polly Shepherd
Publisher, Courier Herald

Subscribed and sworn to me this **21st day of November, 2018.**



Jennifer Tribbett, Notary Public for the State of Washington, Residing in
Orting, Washington



Notice of Ordinance Adoption

Ordinances adopted November 13, 2018:

AB18-109 – Ordinance 1605 - An Ordinance Of The City Council Of The City Of Bonney Lake, Pierce County, Washington, Enacting A New Chapter 3.52 Of The Bonney Lake Municipal Code Entitled "Drug Investigation Fund," Repealing Chapters 3.52 And 3.72, And Closing The Drug Enforcement Revolving And Forfeitures Funds.

AB18-100 – Ordinance 1606— An Ordinance Of The City Council Of The City Of Bonney Lake, Pierce County, Washington, Amending Chapter 13.04 Of The Bonney Lake Municipal Code And The Corresponding Portions Of Ordinance Nos. 692 And 1277 Relating To Annual Water Rate Adjustments.

AB18-131 – Ordinance 1607 – An Ordinance Of The City Council Of The City Of Bonney Lake, Pierce County, Washington, Amending Chapter 13.12 Of The Bonney Lake Municipal Code And The Corresponding Portions Of Ordinance Nos. 1465 And 1577 Relating To Annual Sewer Rate Adjustments. The full text of ordinances is available online at www.ci.bonney-lake.wa.us or upon request to the City Clerk.

- Harwood T. Edvalson, City Clerk

11/21/18

**Notice of Ordinance
Adoption**

**Ordinances adopted
November 13, 2018:**

AB18-109 - Ordinance
1605 - An Ordinance Of
The City Council Of The
City Of Bonney Lake,
Pierce County, Washing-
ton, Enacting A New
Chapter 3.52 Of The
Bonney Lake Municipal
Code Entitled "Drug In-
vestigation Fund." Re-
pealing Chapters 3.52
And 3.72, And Closing
The Drug Enforcement
Revolving And Forfeitures Funds.

AB18-100 - Ordinance
1606 - An Ordinance Of
The City Council Of The
City Of Bonney Lake,
Pierce County, Washing-
ton, Amending Chapter
13.04 Of The Bonney
Lake Municipal Code
And The Corresponding
Portions Of Ordinance
Nos. 692 And 1277 Re-
lating To Annual Water
Rate Adjustments.

AB18-131 - Ordinance
1607 - An Ordinance Of
The City Council Of The
City Of Bonney Lake,
Pierce County, Washing-
ton, Amending Chapter
13.12 Of The Bonney

Legal Notices

Lake Municipal Code
And The Corresponding
Portions Of Ordinance
Nos. 1465 And 1577 Re-
lating To Annual Sewer
Rate Adjustments.

The full text of ordinanc-
es is available online at
www.ci.bonney-lake.wa.us or upon re-
quest to the City Clerk.

- Harwood T. Edvalson,
City Clerk
834754
11/21/18

4000



City of Bonney Lake Utility Rates

Effective January 2020

www.cobl.us/utility_billing

WATER RATES	1	STORM WATER RATES	3
Water Availability Charge	1		
Water Consumption Rates	1	SEWER RATES	3
Water Rate Adjustments	2	Sewer Base Rates	3
Utility Miscellaneous Charges	2	Sewer Rate Adjustments	3
Demand Charges	2		
Leakage Rate Reduction	2		

WATER RATES

Water Availability Charge

[BLMC Chapter 13.04.100](#)

Water Availability Charge* (Base Rate/Month)		
Meter Size	Inside City Limits	Outside City Limits
5/8" - 3/4"	\$20.14	\$31.09
1" with Fire Sprinkler System	\$20.14	n/a
1" without Fire Sprinkler System	\$39.95	\$51.75
1" Commercial	\$39.95	\$51.75
1 1/4"	\$79.35	\$103.13
1 1/2"	\$79.35	\$103.13
2"	\$126.99	\$164.90
3"	\$237.96	\$309.31
4"	\$396.35	\$515.58
6"	\$793.58	\$1005.34

* Per [BLMC 13.04.100\(A\)](#), qualifying seniors/disabled persons may apply for a 50% reduction from the water availability charge. For details see <https://bonneylakewa.seamlessdocs.com/f/UtilDiscApp> or call 253.447.4317.

Water Consumption Rates

[BLMC Chapter 13.04.100](#)

Water consumption is recorded by water meters in cubic feet (7.48 gallons = 1 cubic foot). Water meters are read in hundreds of cubic feet (CCF).

Water Consumption Rates		
Winter - October 1 st to May 31 st	Inside City Limits	Outside City Limits
0 - 10 CCF per month	\$1.66/CCF	\$2.40/CCF
Over 10 CCF per month	\$3.29/CCF	\$4.80/CCF
Summer - June 1 st to September 30 th	Inside City Limits	Outside City Limits
0 - 10 CCF per month	\$1.66/CCF	\$2.40/CCF
11 - 20 CCF per month (10 – 20 CCF Outside City Limits)	\$3.59/CCF	\$5.02/CCF
21 - 30 CCF per month (20 – 30 CCF Outside City Limits)	\$5.02/CCF	\$7.05/CCF
31 or more CCF per month (30 or more CCF Outside City Limits)	\$6.47/CCF	\$9.85/CCF



City of Bonney Lake Utility Rates

Effective January 2020

www.cobl.us/utility_billing

Multi-Family Residences (apartments, condos, etc.) are billed the base rate/availability charge multiplied by the number of units. The consumption allowance is 1,000 cubic feet per month per unit. See [BLMC Chapter 13.04.100\(D\)](#), Multiple Residential Units.

Water Rate Adjustments

See [BLMC 13.04.100](#)

Utility Miscellaneous Charges

[BLMC Chapter 13.04.091](#) & [BLMC Chapter 13.04.080](#)

Miscellaneous Charges	Charge
Change of Ownership	\$35.00
Tenant Change Request (per request)	\$45.00
Read Outside Standard Cycle	\$45.00
Estimated Final (per request)	\$5.00
Meter Testing Charge	\$50.00 Deposit
Payment Plan Setup Charge	\$15.00
Returned Payment Charge	\$35.00
Turn-On Charge for Delinquency	\$100.00
Turn-On Charge for any reason <i>other than</i> delinquency	\$50.00
Removal of Meter Lock	\$100.00
Damaged Meter or Setter	Cost of labor & materials

Irrigation Charges

[BLMC Chapter 13.04.100](#)

Irrigation Charges	Inside City Limits	Outside City Limits
Irrigation Meter* Consumption Charge – Winter	\$4.11/CCF	\$5.99/CCF
Irrigation Meter* Consumption Charge – Summer	\$4.49/CCF	\$6.29/CCF

* **Irrigation Meters:** a separate meter is required for irrigation use. There is no availability charge for irrigation meters. The commodity charge is 25% greater than the applicable commodity charge for non-irrigation usage that exceeds 10 CCF feet per month (the 'tailblock'). See [BLMC 13.04.100\(H\)](#).

Leakage Rate Reduction

[BLMC Chapter 13.04.100\(G\)](#)

The City of Bonney Lake offers a leak adjustment to customers who have had a leak in their private plumbing system after the leak is repaired. The adjustment shall be **two-thirds** of that portion of the customer's water bill which is over the average normal water usage. For details and leak adjustment request form see <https://bonneylakewa.seamlessdocs.com/f/UtilLeakAdj> or call 253-447-4317.



City of Bonney Lake Utility Rates

Effective January 2020

www.cobl.us/utility_billing

STORM WATER RATES

Storm Water Rates

[BLMC Chapter 15.14](#)

Storm Water Rates	
Single-Family Residential (per month)	\$14.00
Multi-Family Units (per month)	\$14.00
Commercial and Other Non-Residential Customers (per ESU* per month)	\$14.00

* ESU = Equivalent Service Unit

SEWER RATES

Sewer Base Rates

[BLMC Chapter 13.12.082](#)

For single-family residences, sewer availability charges shall be billed monthly and volumetric charges shall be billed bimonthly. Sewer charges for customers *other than* single-family residential shall be billed monthly.

Single-Family Sewer Availability Charge <i>NOT requiring or using a city-owned grinder pump.</i>	
Sewer availability charge*	\$78.11
Volumetric charge per 100 cubic feet (CCF) of monthly water consumption	\$4.86/CCF

Single-Family <u>with Grinder Pump</u> Availability Charge	
Sewer availability charge*	\$93.72
Volumetric charge per 100 cubic feet (CCF) of monthly water consumption	\$4.86/CCF
Grinder Pump Charge**	\$20.00

* Per [BLMC 13.12.082\(C\)](#), qualifying seniors/disabled persons may apply for a 20% reduction from the sewer availability charge. For details see <https://bonneylakewa.seamlessdocs.com/f/UtilDiscApp> or call 253.447.4317.

** **Grinder Pump Rates:** See [BLMC 13.12.090](#). A separate Sewer Availability Charge applies to single-family residents using a city-owned grinder pump (grinder pump rate). In addition, for every building using a domestic grinder lift pump utilizing electric power furnished by the city or maintained by the city, there shall be an additional monthly grinder pump charge to reimburse the City for the cost of the electric power and/or for the service on the pumps.

Notes:

- **Single-Family Residences:** The volumetric charge shall be capped at 10 CCF per month.
- **Multi-Family and Duplex:** Customers on a single water meter shall pay the single-family sewer availability charge for each unit. The volumetric charge shall be capped at 8 CCF per month.
- **Mobile Home Parks:** Charged at the single-family rate; when multiple units use one water meter, each unit pays the single-family sewer availability charge. Volumetric charge capped at 10 CCF per unit per month.
- **Non-Residential:** Charged one single-family sewer availability charge per installed water meter. No cap for volumetric charge.

Sewer Rate Adjustments

See [BLMC 13.12.085](#)

